



Benham & Reeves

## **New Drum Street, Aldgate Place, E1**

£807 per week, £3,497 per month + fees

 2 Bedrooms    2 Bathrooms    Furnished

Modern apartment situated in a highly sought-after development in Aldgate East. Located moments from The Underground, a short walk into The City and close to Brick Lane, Shoreditch and Spitalfields.

Please [click here](#) for full detail

## Property features

**Modern Two Bedroom, Two Bathroom Apartment | Large Reception & Winter Garden | Fitted Kitchen With Fully Integrated Appliances | 2 Well Equipped Double Bedrooms | En-Suite Shower Room & Family Sized Bathroom | EPC-B | Air Cooling & Underfloor Heating | 24hr Concierge, Residents Gym & Communal Roof Terrace | Walking Distance To The City, Easy Reach Of Canary Wharf | Moments from Aldgate East Underground Station**

For more information about this property, please call our Wapping branch on


**020 7680 8900**

Redress & Client Money Protection :

Benham and Reeves are members of The Property Ombudsman redress scheme and have Client Money protection with ARLA Propertymark. You can find more information on our website at <https://www.benhams.com/membership/>



Benham & Reeves

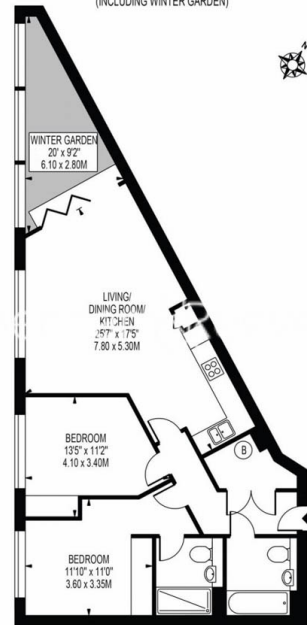


# New Drum Street, Aldgate Place, E1

£807 per week, £3,497 per month + fees

www.benhams.com

**WIVERTON TOWER**  
APPROXIMATE GROSS INTERNAL FLOOR AREA: 862 SQ FT - 80.10 SQ M  
(INCLUDING WINTER GARDEN)

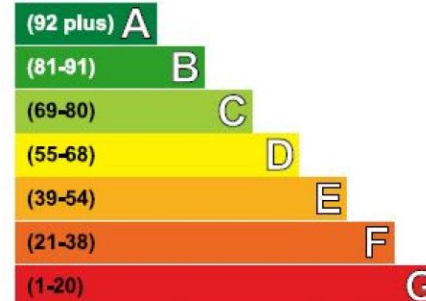


THIRD FLOOR  
FOR ILLUSTRATION PURPOSES ONLY

THIS FLOOR PLAN SHOULD BE USED AS A GENERAL OUTLINE FOR GUIDANCE ONLY AND DOES NOT CONSTITUTE IN WHOLE OR IN PART AN OFFER OR CONTRACT. ANY INTENDING PURCHASER OR LESSEE SHOULD SATISFY THEMSELVES BY INSPECTION, SEARCHES, ENQUIRIES AND FULL SURVEY AS TO THE CORRECTNESS OF EACH STATEMENT. ANY AREAL MEASUREMENTS OR DISTANCES QUOTED ARE APPROXIMATE AND SHOULD NOT BE USED TO VALUE A PROPERTY OR BE THE BASIS OF ANY SALE OR LET.

## Energy Efficiency Rating

Very energy efficient - lower running costs



	Current	Potential
Very energy efficient - lower running costs		
(92 plus) A		
(81-91) B	← 86	← 86
(69-80) C		
(55-68) D		
(39-54) E		
(21-38) F		
(1-20) G		
Not energy efficient - higher running costs		

## London branches open six days a week Mon - Sat

Canary Wharf | City | Colindale | Dartmouth Park | Ealing | Fulham  
Hammersmith | Hampstead | Highgate | Hyde Park | Kensington | Kew  
Knightsbridge | Nine Elms | Shoreditch | Southall | Surrey Quays  
Wapping | Wembley | White City | Woolwich

## International offices

China | Hong Kong SAR | India | Indonesia | Qatar | Malaysia | Middle East |  
Singapore | South Africa | Thailand | Turkey

