



Benham & Reeves

Accolade Avenue, Southall, UB1

£508 per week, £2,201 per month + fees

 2 Bedrooms  2 Bathrooms 
Furnished/UnFurnished

This stunning apartment, with parking, is situated an exciting development in West London surrounded by landscaped gardens and parkland. Perfectly positioned for Southall Station (Zone 4), a strategic stop on the new super-fast Elizabeth Line connecting directly to Central London, Canary Wharf and Heathrow Airport.

Please [click here](#) for full detail

Property features

2 Bedrooms | Secure parking space | Concierge | Balcony | Wood floors | EPC-B | Overlooking Landscaped Gardens And Surrounding Parkland | Fitted Kitchen with Bosch Appliances | Natural Light | Nearby Southall Station

For more information about this property,
please call our Southall branch on




020 8051 0800

Redress & Client Money Protection :

Benham and Reeves are members of The Property Ombudsman redress scheme and have Client Money protection with ARLA Propertymark. You can find more information on our website at <https://www.benhamandreeves.com/membership/>



Benham & Reeves



Accolade Avenue, Southall, UB1

£508 per week, £2,201 per month + fees

www.benhams.com

Approx gross internal area: 770sq/ft - 72sq/m



Kitchen	1.92m x 4.24m	6' 4" x 13' 11"
Living Room	4.82m x 4.24m	15' 10" x 11' 4"
Bedroom 1	3.35m x 3.65m	11' 0" x 12' 0"
Bedroom 2	3.35m x 2.74m	11' 0" x 9' 0"
Balcony	5.32m x 3.70m x 1.50m	17' 5" x 12' 2" x 4' 11"
Balcony (103)	6.40m x 1.50m	21' 0" x 4' 11"

While every attempt has been made to ensure the accuracy of the floor plan contained here, measurements of doors, windows, rooms and any other items are approximate and no responsibility is taken for any error, omission, or mis-statement. This plan is for illustrative purposes only and should be used as such by any prospective purchaser. The services, systems and appliances shown have not been tested and no guarantee as to their operability or efficiency can be given.
Made with Metropix 10/2016

Score	Energy rating	Current	Potential
92+	A		
81-91	B	84 B	84 B
69-80	C		
55-68	D		
39-54	E		
21-38	F		
1-20	G		

London branches open six days a week Mon - Sat

Canary Wharf | City | Colindale | Dartmouth Park | Ealing | Fulham
Hammersmith | Hampstead | Highgate | Hyde Park | Kensington | Kew
Knightsbridge | Nine Elms | Shoreditch | Southall | Surrey Quays
Wapping | Wembley | White City | Woolwich

International offices

China | Hong Kong SAR | India | Israel | Malaysia | Middle East | Pakistan
Qatar | Singapore | South Africa | Thailand | Turkey

