



Benham&Reeves

**White City Living, Cascade Apartments, Cascade  
Way, White City W12**

£923 per week, £4,000 per month + fees

 2 Bedrooms    2 Bathrooms    Furnished

An impeccable 2 bedroom apartment set in White City Living within the heart of Shepherd's Bush. The property is located close to the Westfield Shopping Centre and 2-minutes' walk from White City & Wood Lane underground stations. EPC-B

Please [click here](#) for full detail

## Property features



**2 Bedroom Apartment with Built-in Wardrobe (11th Floor with | Open plan Reception Room with Dining Area & Floor to Ceiling | Fully Fitted Kitchen Integrated with well-known Appliances | 2 x Luxurious Double Bathroom with Large Mirrors and Ample | Internal Area: 793 Sq Ft / EPC-B / Utility Room / Hallway | EPC-B | Quality Furnished / LED Spotlights / Private Balcony (78 Sq | Air Ventilation / Underfloor Heating / Air Conditioning | Residents' Swimming Pool, Gym, Meeting Room, Resident's Loun | White City & Wood Lane Underground Stations**

For more information about this property,  
please call our White City branch on

**020 8187 0888**




Redress & Client Money Protection :

Benham and Reeves are members of The Property Ombudsman redress scheme and have Client Money protection with ARLA Propertymark. You can find more information on our website at <https://www.benhamandreeves.com/membership/>



Benham & Reeves





£923 per week, £4,000 per month + fees

**ENTRANCE**

**ENCLUTE**

**BEDROOM 1**

**BEDROOM 2**

**BATHROOM**

**KITCHEN**

**LIVING/DINING**

**BALCONY**

**Unit 12B**

	73.7 m <sup>2</sup>	793 sq ft
<b>Internal area</b>	<b>73.7 m<sup>2</sup></b>	<b>793 sq ft</b>
<b>External area</b>	<b>7.3 m<sup>2</sup></b>	<b>78 sq ft</b>
Kitchen	3.30 x 2.86 m	10'8" 2" x 9'5" 6"
Living/Dining	3.33 x 4.67 m	10'8" 11" x 15'4" 4"
Bedroom 1	4.20 x 2.96 m	13'6" 9" x 9'8" 6"
Bedroom 2	3.82 x 2.75 m	9'8" 3" x 9'1" 7"
Balcony	4.86 x 1.65 m	15'9" 9" x 5'4" 5"

**C Coal Cupboard W Utility Cupboard W Washrobe WID Washer Dryer S Shelving WM Washing Machine • Distance Indicator TD Tumble Dryer**

Projections shown for 12B Unit are for approximate dimensions only. Exact floor and ceiling heights and measurements may vary within a tolerance of 10 mm. To maximize lighting, please have floor lamps in the study, bedroom and living room at all different levels within this structure. The dimensions are not intended to be used to construct, duplicate, alter or frame of contents. Kitchen appliances/units positions indicated are for guidance only. External cladding and window eadlines location and sizing are indicative and subject to change. Possible projections dependent on apartment location. Balcony dimensions may be subject to change.

12B

Water Gas/Elec

North

Score	Energy rating	Current	Potential
92+	A		
81-91	B	87 B	87 B
69-80	C		
55-68	D		
39-54	E		
21-38	F		
1-20	G		

Canary Wharf | City | Colindale | Dartmouth Park | Ealing | Fulham  
Hammersmith | Hampstead | Highgate | Hyde Park | Kensington | Kew  
Knightsbridge | Nine Elms | Shoreditch | Southall | Surrey Quays  
Wapping | Wembley | White City | Woolwich

China | Hong Kong SAR | India | Indonesia | Qatar | Malaysia | Middle East |  
Singapore | South Africa | Thailand | Turkey



Benham &amp; Reeves