



Benham & Reeves

Whiting Way, Surrey Quays, SE16

£370 per week, £1,603 per month + fees

 1 Bedroom  1 Bathroom  Furnished

Modern deluxe apartment situated in a sought-after development in a fantastic location close to good transport links for Central London, The City and Canary Wharf. A short walk from Surry Quays Overground, Canada Water station, and Surry Shopping Centre.

Please [click here](#) for full detail

Property features

Modern ONE Bedroom with private balcony | Large modern Bathroom with bath tub and shower over tub with | Open plan Reception with laminate flooring and access to balcony | Furnished to a modern and contemporary style | Fitted Kitchen with modern integrated SEIMEN appliances, amp | EPC-B | 24hr Concierge, Fully maintain communal estate weekly clean | Residents Gym on-site included in rent. | Onsite Tesco and fabulous Italian restaurant and Italian Deli | Surrey Quays Station for access into Shoreditch and City or

For more information about this property, please call our Surrey Quays branch on


020 7740 3050

Redress & Client Money Protection :

Benham and Reeves are members of The Property Ombudsman redress scheme and have Client Money protection with ARLA Propertymark. You can find more information on our website at <https://www.benhams.com/membership/>



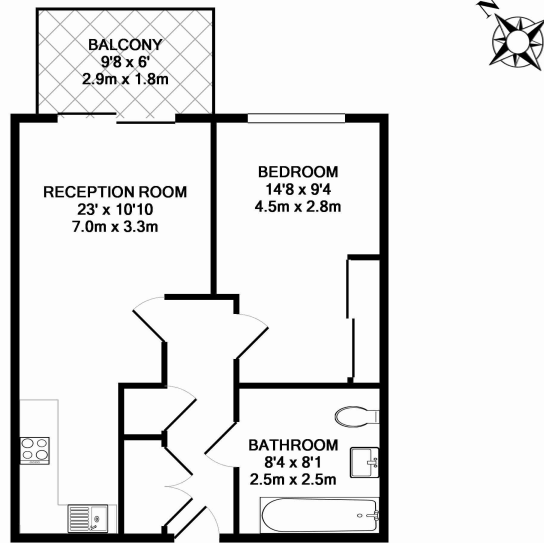
Benham & Reeves



Whiting Way, Surrey Quays, SE16

£370 per week, £1,603 per month + fees

www.benhams.com

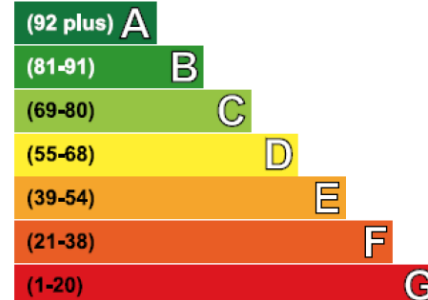


00626-32RVG.MW.SE16 - 4TH FLOOR
TOTAL APPROX. FLOOR AREA 463 SQ.FT. (43.1 SQ.M.)

Whilst every attempt has been made to ensure the accuracy of the floor plan contained here, measurements of doors, windows, rooms and any other items are approximate and no responsibility is taken for any error, omission, or mis-statement. This plan is for illustrative purposes only and should be used as such by any prospective purchaser. The services, systems and appliances shown have not been tested and no guarantee as to their operability or efficiency can be given
Made with Metropix ©2016

Energy Efficiency Rating

Very energy efficient - lower running costs



Not energy efficient - higher running costs

Current	Potential
83	83

London branches open six days a week Mon - Sat

Canary Wharf | City | Colindale | Dartmouth Park | Ealing | Fulham
Hammersmith | Hampstead | Highgate | Hyde Park | Kensington | Kew
Knightsbridge | Nine Elms | Shoreditch | Southall | Surrey Quays
Wapping | Wembley | White City | Woolwich

International offices

China | Hong Kong SAR | India | Indonesia | Qatar | Malaysia | Middle East |
Singapore | South Africa | Thailand | Turkey



Benham & Reeves