



Benham & Reeves

Belvedere Row Apartments, White City Living, White City W12

£770 per week, £3,337 per month + fees

 2 Bedrooms  2 Bathrooms  Furnished

An impeccable 2 double bedroom apartment set in White City Living within the heart of Shepherds Bush. The property is located close to the Westfield Shopping Centre and 2-minutes walk from White City & Wood Lane underground stations. EPC-B

Please [click here](#) for full detail

Property features




2 Bedroom Apartment with Built-in Wardrobe (1st Floor with L | Double Reception Room with Dining Area & Floor to Ceiling La | Fully Fitted Kitchen Integrated with Well-Known Appliances & | Luxurious 2 Bathrooms (1 x En-Suite Double Shower & 1 x Fami | Internal Area: 794Sq Ft /Central Garden View / Util | EPC-B | Quality Furnished / LED Spotlights / Sizeable Private Balcon | Air Ventilation / Underfloor Heating / Air Conditioning / Do | Residents' Swimming Pool, Gym, Meeting Room, Resident's Loun | Minutes from Wood Lane & White City Tubes & Westfield Shoppi

For more information about this property, please call our White City branch on





020 8187 0888

Redress & Client Money Protection :

Benham and Reeves are members of The Property Ombudsman redress scheme and have Client Money protection with ARLA Propertymark. You can find more information on our website at <https://www.benhams.com/membership/>



Benham & Reeves



Belvedere Row Apartments, White City Living, White City W12

www.benhams.com

£770 per week, £3,337 per month + fees

White City Living W12
Belvedere Row Apartments
Central Gardens View Aspect



| | | |
|-----------------------|---------------------|----------------------|
| Internal measurements | 73.8 m ² | 794 sq ft |
| External measurements | 5.9 m ² | 63.5 sq ft |
| Living / Dining | 5.31 x 3.59 m | 17 ft 5" x 11 ft 9" |
| Kitchen | 2.95 x 2.90 m | 9 ft 8" x 9 ft 6" |
| Bedroom 1 | 4.94 x 3.28 m | 16 ft 2" x 10 ft 9" |
| Bedroom 2 | 3.62 x 3.14 m | 11 ft 10" x 10 ft 3" |
| Balcony | 4.01 x 1.47 m | 13 ft 1" x 4 ft 10" |

| Score | Energy rating | Current | Potential |
|-------|---------------|---------|-----------|
| 92+ | A | | |
| 81-91 | B | 84 B | 84 B |
| 69-80 | C | | |
| 55-68 | D | | |
| 39-54 | E | | |
| 21-38 | F | | |
| 1-20 | G | | |

London branches open six days a week Mon - Sat

Canary Wharf | City | Colindale | Dartmouth Park | Ealing | Fulham
Hammersmith | Hampstead | Highgate | Hyde Park | Kensington | Kew
Knightsbridge | Nine Elms | Shoreditch | Southall | Surrey Quays
Wapping | Wembley | White City | Woolwich

International offices

China | Hong Kong SAR | India | Indonesia | Qatar | Malaysia | Middle East | Singapore | South Africa | Thailand | Turkey

